

## STEAM TABLE






Temperature (oC)	Pressure (Bar)
100	0.00
105	0.20
110	0.43
115	0.69
120	0.99
121	1.06
122	1.13
124	1.26
126	1.41
128	1.56
130	1.72
132	1.89
134	2.07
136	2.20
138	2.40
140	2.60
142	2.80
144	3.00
146	3.20
148	3.40
150	3.60
152	3.80
153.5	4.00
155	4.40
159	5.00

Correct Correlation between Temperature and Pressure shows correct operation of the autoclave and that air purging is satisfactory.

**NB.**

This table is accurate at sea level and at moderate altitudes will be sufficiently accurate for its intended purpose. However, at higher altitudes the pressures indicated will be slightly higher than those shown above.

**Common Temp / Pressure points:**

-  110 Degrees C = 0.43 bar
-  115 Degrees C = 0.69 bar
-  121 Degrees C = 1.06 bar
-  126 Degrees C = 1.41 bar
-  134 Degrees C = 2.07bar

**Pressure .v. Temp**

