



**230L AUTOCLAVE
POWER DOOR**

EH230PD-SMART
SH230PD-SMART



**285L AUTOCLAVE
POWER DOOR**

EH285PD-SMART
SH285PD-SMART



**350L AUTOCLAVE
POWER DOOR**

EH350PD-SMART
SH350PD-SMART

Priorclave's Smart autoclaves are intended for industrial, research, and production labs and facilities with greater or more diverse needs. They can adeptly handle standard tasks (e.g., media prep, waste loads, labware) but can also produce drier loads and more reliably handle complex loads that tend to trap air. Ideal for mixed waste loads, biological waste or pathogen-heavy materials, cloth and textile sterilisation, soil and substrate preparation, wrapped instruments, and porous loads. Power door models come fitted with a zero-clearance no-swing power doors for more efficient use of limited lab space. Feature fully customisable cycles (with expanded memory), pre-cycle and post-cycle vacuum, integrated cooling and freesteaming, and air intake filtration.

SPEAK WITH AN AUTOCLAVE EXPERT



+44 (0)20 8316 6620 • priorclave.co.uk • sales@priorclave.co.uk

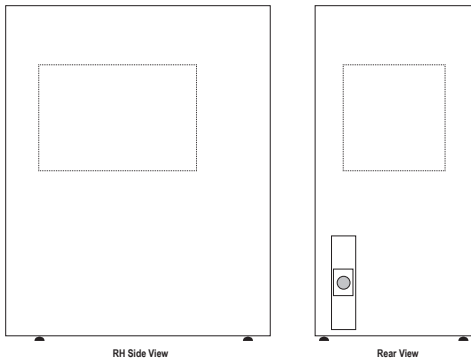
Our highly trained service technicians provide dedicated pre- and after-sales support including planned maintenance programmes to ensure you get the most from your Priorclave.

KEY FEATURES

- Special STAYPUT locking geometry keeps the pressure door fully locked even in event of drive failure. The pushbutton controls manage the functionality of thermal and pressure locks to prevent opening at load temperature above 80°C and pressures above 0.2 bar.
- Tactrol® 3 microprocessor control with simple and fully variable setting of process time, temperature with graphic indication of cycle status.
- Automatic timed free-steaming.
- Pre-cycle vacuum in which multiple Vacuum stages are programmed with interspersed heating to achieve steam penetration. Incorporates Vacuum Assisted Cooling.
- Pulsed freesteaming to maximise efficiency of Pre-cycle vacuum phase.
- Post Cycle Drying.
- Epoxy coated panels and frame members are treated with an anti-bacterial agent which is effective against all bacteria and fungi including MRSA.
- Pressure vessel carries a 10 year warranty and is insurance approved.
- Service and support direct from manufacturer (or appointed distributor).

230L AUTOCLAVE POWER DOOR

EH230PD-SMART, SH230PD-SMART

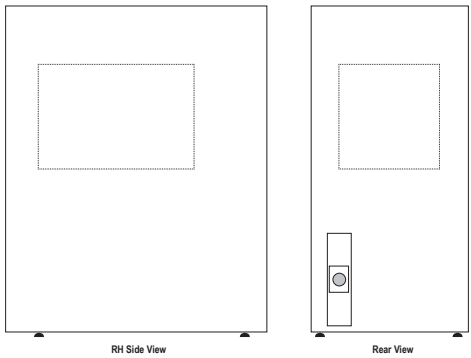


Dimensions Upon Request

| Heat Input | Chamber Volume | Operating Range | Loading Format | Loading Height | Heating Power |
|--|---------------------|--|----------------|-------------------------------|----------------------|
| Electrical or Direct Steam Source | 230 litres | Up to 138 °C, 2.4 Bar (280 °F 34 psi) | Front Loading | 950mm (37.40") | 21kW 30A three-phase |
| Chamber Dimensions w x d x h | | Bottom Shelf Dimensions w x d | | Top Shelf Dimensions w x d | |
| 580 x 600 x 600mm (26.57" x 35.43" x 29.72") | | 565 x 550mm (22.24" x 21.65") | | 565 x 550mm (22.24" x 21.65") | |
| Outside Dimensions w x d x h | Weight (unloaded) | Minimum Installation | Door Swing | | |
| On Request | 960kg (2116.44 lbs) | Please allow 500mm (19.69") either side and 300mm (11.81") at the back of the Autoclave. | n/a | | |

285L AUTOCLAVE POWER DOOR

EH285PD-SMART, SH285PD-SMART

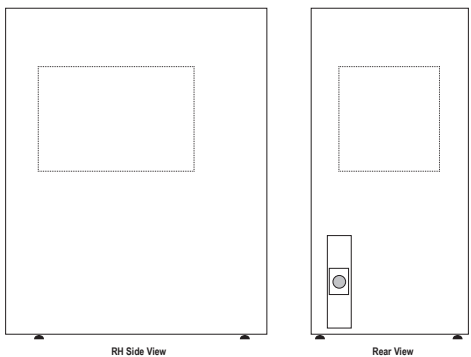


Dimensions Upon Request

| Heat Input | Chamber Volume | Operating Range | Loading Format | Loading Height | Heating Power |
|--|---------------------|--|----------------|-------------------------------|----------------------|
| Electrical or Direct Steam Source | 285 litres | Up to 138 °C, 2.4 Bar (280 °F 34 psi) | Front Loading | 950mm (37.40") | 21kW 30A three-phase |
| Chamber Dimensions w x d x h | | Bottom Shelf Dimensions w x d | | Top Shelf Dimensions w x d | |
| 580 x 760 x 600mm (22.83" x 29.92" x 23.62") | | 565 x 660mm (22.24" x 25.98") | | 565 x 660mm (22.24" x 25.98") | |
| Outside Dimensions w x d x h | Weight (unloaded) | Minimum Installation | Door Swing | | |
| On Request | 1060kg (2336.9 lbs) | Please allow 500mm (19.69") either side and 300mm (11.81") at the back of the Autoclave. | n/a | | |

350L AUTOCLAVE POWER DOOR

EH350PD-SMART, SH350PD-SMART



Dimensions Upon Request

| Heat Input | Chamber Volume | Operating Range | Loading Format | Loading Height | Heating Power |
|--|---------------------|--|----------------|-------------------------------|----------------------|
| Electrical or Direct Steam Source | 350 litres | Up to 138 °C, 2.4 Bar (280 °F 34 psi) | Front Loading | 950mm (37.40") | 21kW 30A three-phase |
| Chamber Dimensions w x d x h | | Bottom Shelf Dimensions w x d | | Top Shelf Dimensions w x d | |
| 580 x 900 x 600mm (22.83" x 35.43" x 23.62") | | 565 x 850mm (22.24" x 33.46") | | 565 x 850mm (22.24" x 33.46") | |
| Outside Dimensions w x d x h | Weight (unloaded) | Minimum Installation | Door Swing | | |
| On Request | 1060kg (2336.9 lbs) | Please allow 500mm (19.69") either side and 300mm (11.81") at the back of the Autoclave. | n/a | | |

CONFORMITY & COMPLIANCE

| | |
|-------------|-------------------------------|
| UK Standard | ISO 9001 / CE Marked / BS2646 |
| US Standard | |
| EU Standard | CE / ISO 9001 / PED 97/23/EC |

| | |
|----------------|-----------------------------|
| INT Standard | EMC Compliance |
| Sustainability | |
| Service | Priorclave Trained Standard |