

PERFORMANCE



Performance autoclaves are designed for high-throughput operation (i.e., more than four complete cycles each day) and are especially adept at challenging loads and items. These steam/water-jacketed sterilisers are fast to heat and fast to cool. They produce drier loads more quickly and reliably and at lower cost than many comparable sterilisers, allowing even modest labs access to the highest capacity and performance steam autoclaves available. Caster-mounted for easy transport, features fully customisable cycles (with expanded memory), pre-cycle and post-cycle vacuum, integrated cooling and freesteaming, drain protection, and air intake filtration. Electrical models come with an integral steam generator.

KEY FEATURES

- Lower handwheel on door is fitted with thermal and pressure locks to prevent opening at load temperature above 80°C and pressures above 0.2 bar.
- Tactrol® 3 microprocessor control with simple and fully variable setting of process time, temperature with graphic indication of cycle status.
- Automatic timed free-steaming.
- Water cooling jackets.
- Pre-cycle vacuum in which multiple Vacuum stages are programmed with interspersed heating to achieve steam penetration. Incorporates Vacuum Assisted Cooling.
- Pulsed freesteaming to maximise efficiency of Pre-cycle vacuum phase.
- Low water level sensor.
- Post Cycle Drying.
- Two full width non-tipping stainless steel load shelves.
- Epoxy coated panels and frame members are treated with an anti-bacterial agent which is effective against all bacteria and fungi including MRSA.
- Pressure vessel carries a 10 year warranty and is insurance approved.
- Service and support direct from manufacturer (or appointed distributor).

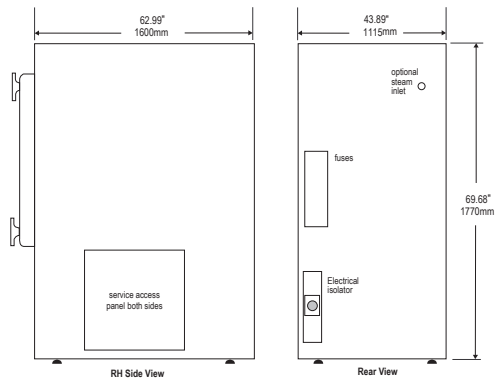


+44 (0)20 8316 6620 • priorclave.co.uk • sales@priorclave.co.uk

Our highly trained service technicians provide dedicated pre- and after-sales support including planned maintenance programmes to ensure you get the most from your Priorclave.

230L AUTOCLAVE RECTANGULAR

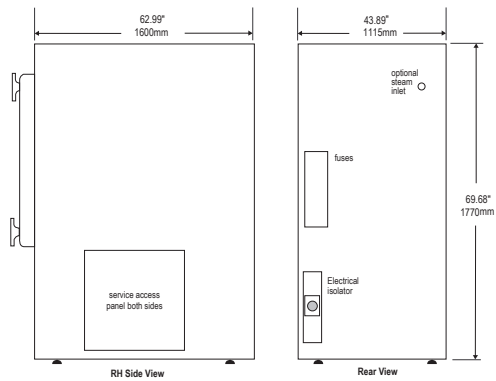
EH230-PERFORMANCE, SH230-PERFORMANCE



Heat Input	Chamber Volume	Operating Range	Loading Format	Loading Height	Heating Power
Electrical or Direct Steam Source	230 litres	Up to 138 °C, 2.4 Bar (280 °F 34 psi)	Front Loading	800mm (31.49")	24kW 35A three-phase
Chamber Dimensions w x d x h		Bottom Shelf Dimensions w x d		Top Shelf Dimensions w x d	
580 x 600 x 600mm (22.83" x 23.62" x 23.62")		565 x 550mm (22.24" x 21.65")		565 x 550mm (22.24" x 21.65")	
Outside Dimensions w x d x h	Weight (unloaded)	Minimum Installation w x d x h		Door Swing	
1115 x 1600 x 1770mm (43.89" x 62.99" x 69.68")	560 kg (1234.59 lbs)	Please allow 500mm (19.69") either side and 300mm (11.81") at the back of the Autoclave.		625mm (24.6")	

285L AUTOCLAVE RECTANGULAR

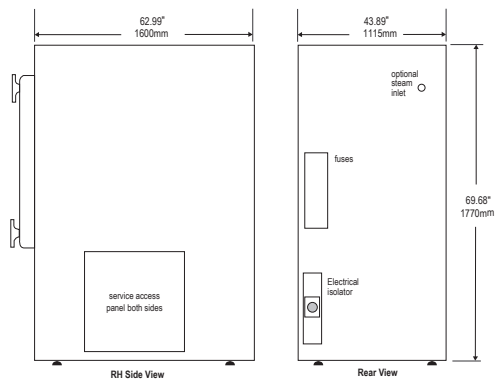
EH285-PERFORMANCE, SH285-PERFORMANCE



Heat Input	Chamber Volume	Operating Range	Loading Format	Loading Height	Heating Power
Electrical or Direct Steam Source	285 litres	Up to 138 °C, 2.4 Bar (280 °F 34 psi)	Front Loading	800mm (33.9")	24kW 35A three-phase
Chamber Dimensions w x d x h		Bottom Shelf Dimensions w x d		Top Shelf Dimensions w x d	
580 x 760 x 600mm (22.83" x 29.92" x 23.62")		565 x 660mm (22.24" x 25.98")		565 x 660mm (22.24" x 25.98")	
Outside Dimensions w x d x h	Weight (unloaded)	Minimum Installation w x d x h		Door Swing	
1115 x 1600 x 1770mm (43.89" x 62.99" x 69.68")	600 kg (1322.77 lbs)	Please allow 500mm (19.69") either side and 300mm (11.81") at the back of the Autoclave.		760mm (24.6")	

350L AUTOCLAVE RECTANGULAR

EH350-PERFORMANCE, SH350-PERFORMANCE



Heat Input	Chamber Volume	Operating Range	Loading Format	Loading Height	Heating Power
Electrical or Direct Steam Source	350 litres	Up to 138 °C, 2.4 Bar (280 °F 34 psi)	Front Loading	800mm (33.9")	24kW 35A three-phase
Chamber Dimensions w x d x h		Bottom Shelf Dimensions w x d		Top Shelf Dimensions w x d	
580 x 900 x 600mm (29.92" x 45.47" x 64.17")		565 x 850mm (22.24" x 33.46")		565 x 850mm (22.24" x 33.46")	
Outside Dimensions w x d x h	Weight (unloaded)	Minimum Installation w x d x h		Door Swing	
1115 x 1600 x 1770mm (43.89" x 62.99" x 69.68")	640 kg (1410.96 lbs)	Please allow 500mm (19.69") either side and 300mm (11.81") at the back of the Autoclave.		760mm (24.6")	

CONFORMITY & COMPLIANCE

UK Standard	ISO 9001 / CE Marked / BS2646
US Standard	
EU Standard	CE / ISO 9001 / PED 97/23/EC

INT Standard	EMC Compliance
Sustainability	
Service	Priorclave Trained Standard